



Google Classroom

Google Classroom – some important information

This is a secure system where teachers can work with your child online. With the potential for the increased need for home learning, this system will become an important means of sharing work.

Online systems such as Google Classroom can never really replace the quality of face to face education that your child receives at Calmore but it can provide an important link between pupils and their teachers.

Please don't photograph or video your child using their Google Classroom account. They may be sharing work with other pupils online and the school has a statutory duty to protect all pupils and staff from being uploaded to the web without permission.

Google Classroom can be accessed from any web enabled device (laptop, desktop computer, mobile phone and electronic tablet) and the app can be downloaded free from Apple appstore and Google App Store. If you need to purchase a device for your child to use, we recommend a Google Chromebook, which are amongst the cheapest computers available.

If your child loses their logon details, then the office team is available on onlinelearninghelp@cjs1.co.uk Please also provide date of birth so we can confirm that it is your child via other systems. This may take a couple of days to change.

We thank you for your patience and understanding. We have attached instructions on how to login to Google Classroom on the reverse of this letter. If you have any further questions please email on our designated email for online learning onlinelearninghelp@cjs1.co.uk

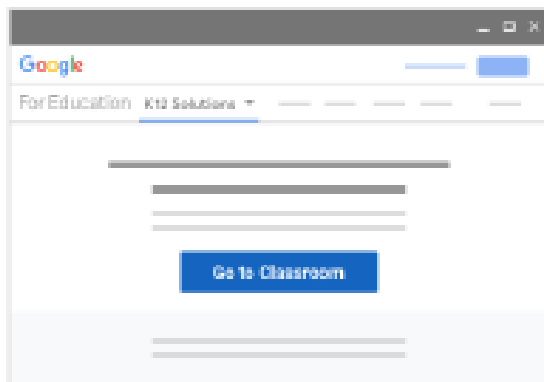
Best wishes

Miss Ingram

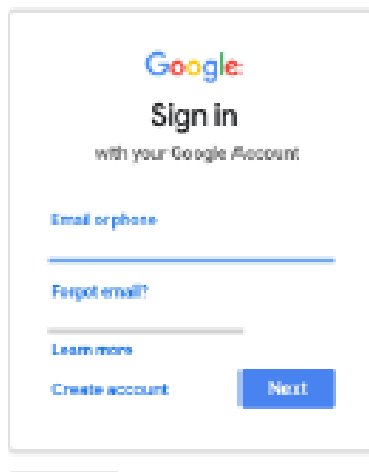
How to access Google Classroom

Sign in for the first time

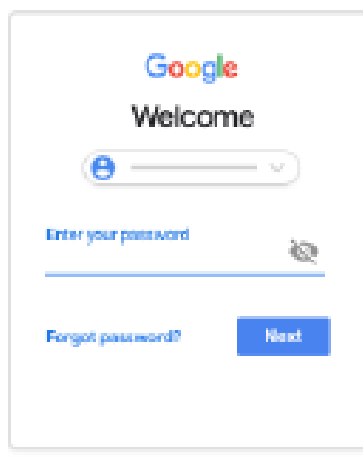
1. Go to classroom.google.com and click **Go to Classroom**.



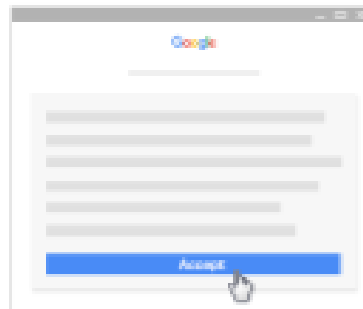
2. Enter your username and click **Next**.




3. Enter your password and click **Next**.




4. If there is a welcome message, read it and click **Accept**.



5. If you're using a G Suite for Education account, click **I'm A Student** or **I'm A Teacher**.
Note: Users with personal Google Accounts won't see this option.



6. Click **Get Started**.



Accept an invitation from your teacher

1. Go to classroom.google.com .

2. On the class card, click **Join**.

